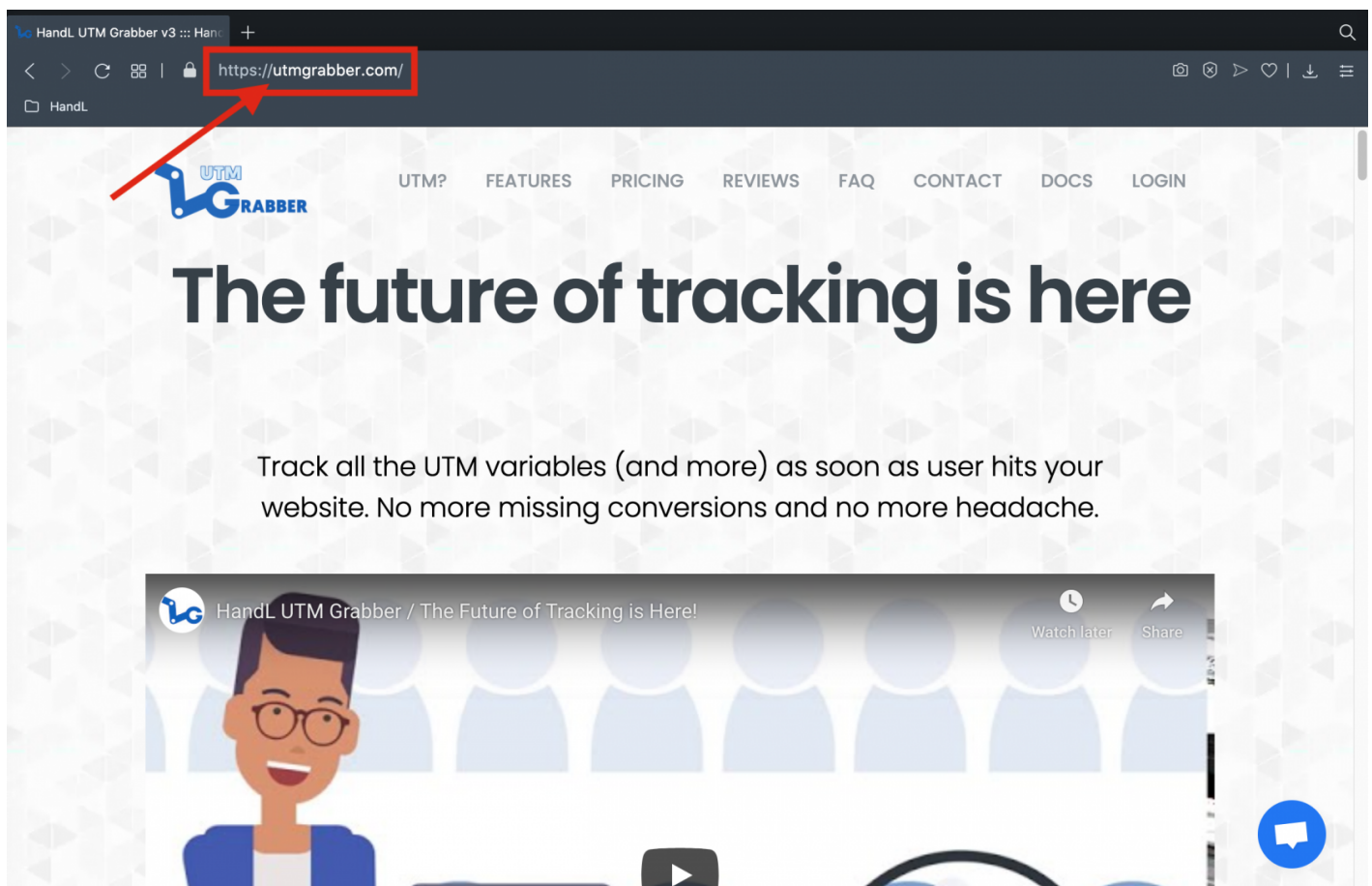


How to Download & Activate HandL UTM Grabber/Tracker V3

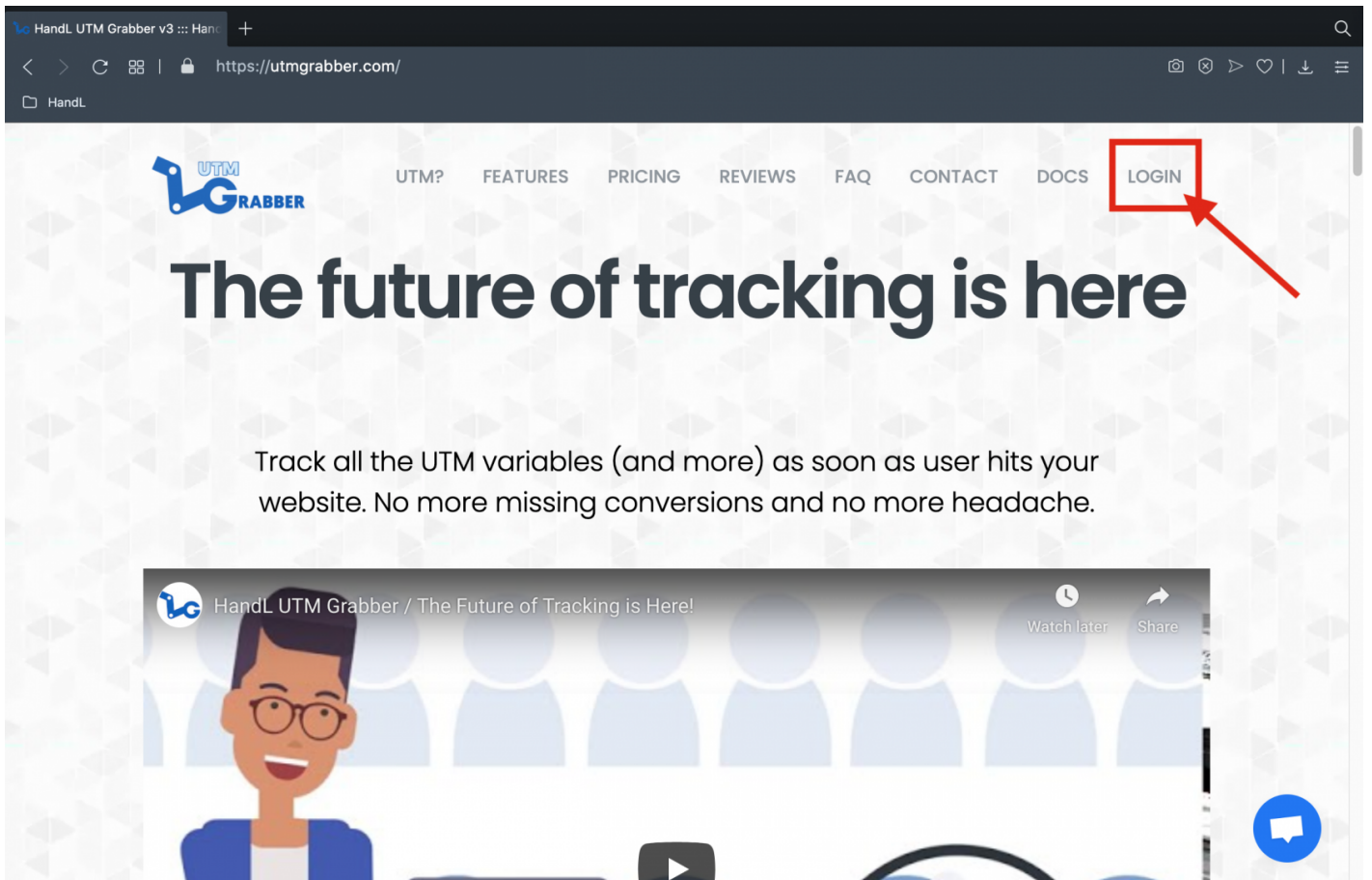
- [How To Install HandL UTM Grabber/Tracker V3](#)
- [How to Activate HandL UTM Grabber/Tracker V3](#)

How To Install HandL UTM Grabber/Tracker V3

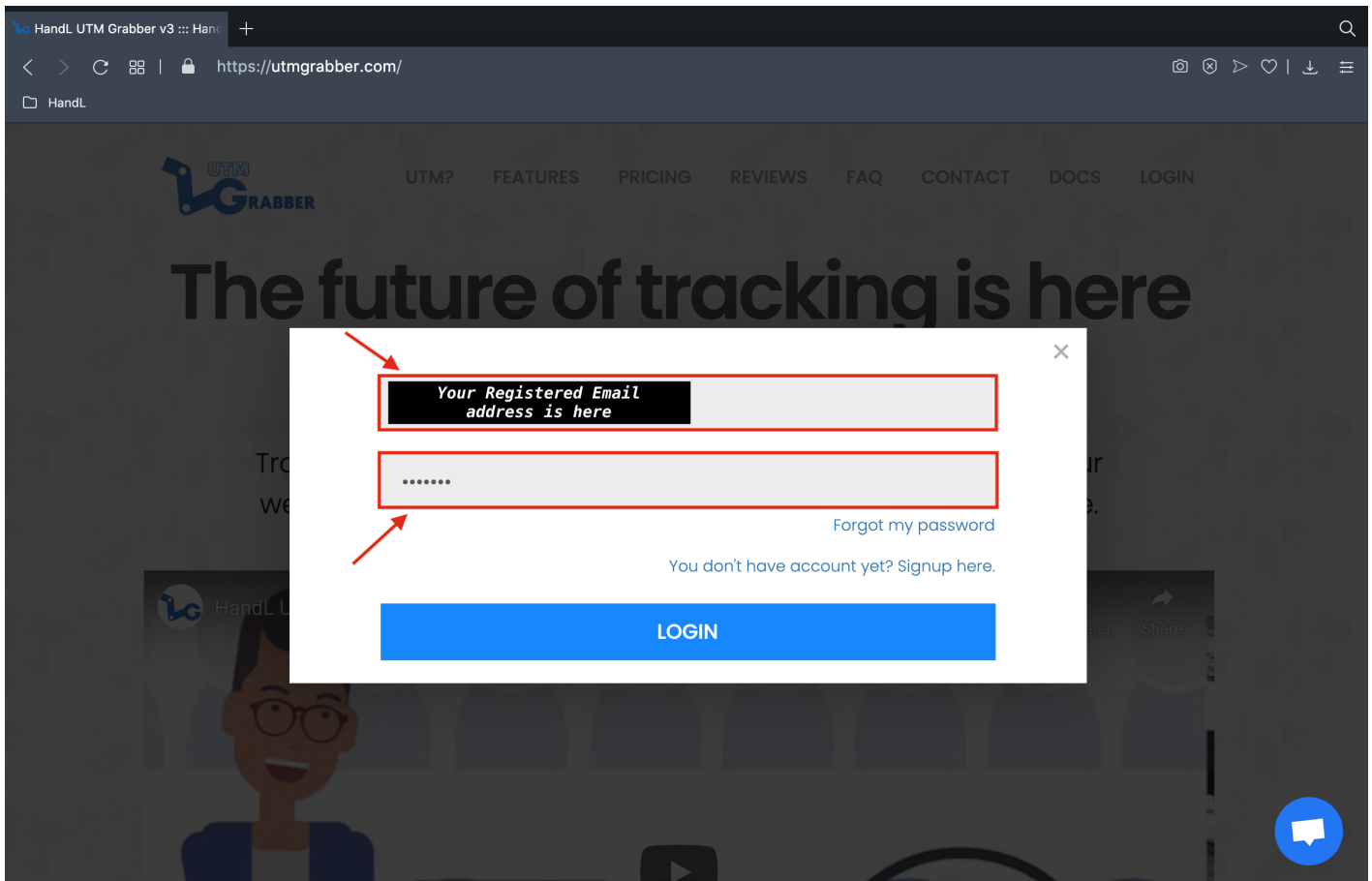
1. Open <https://utmgrabber.com/> on your browser



2. Click the 'LOGIN' Button



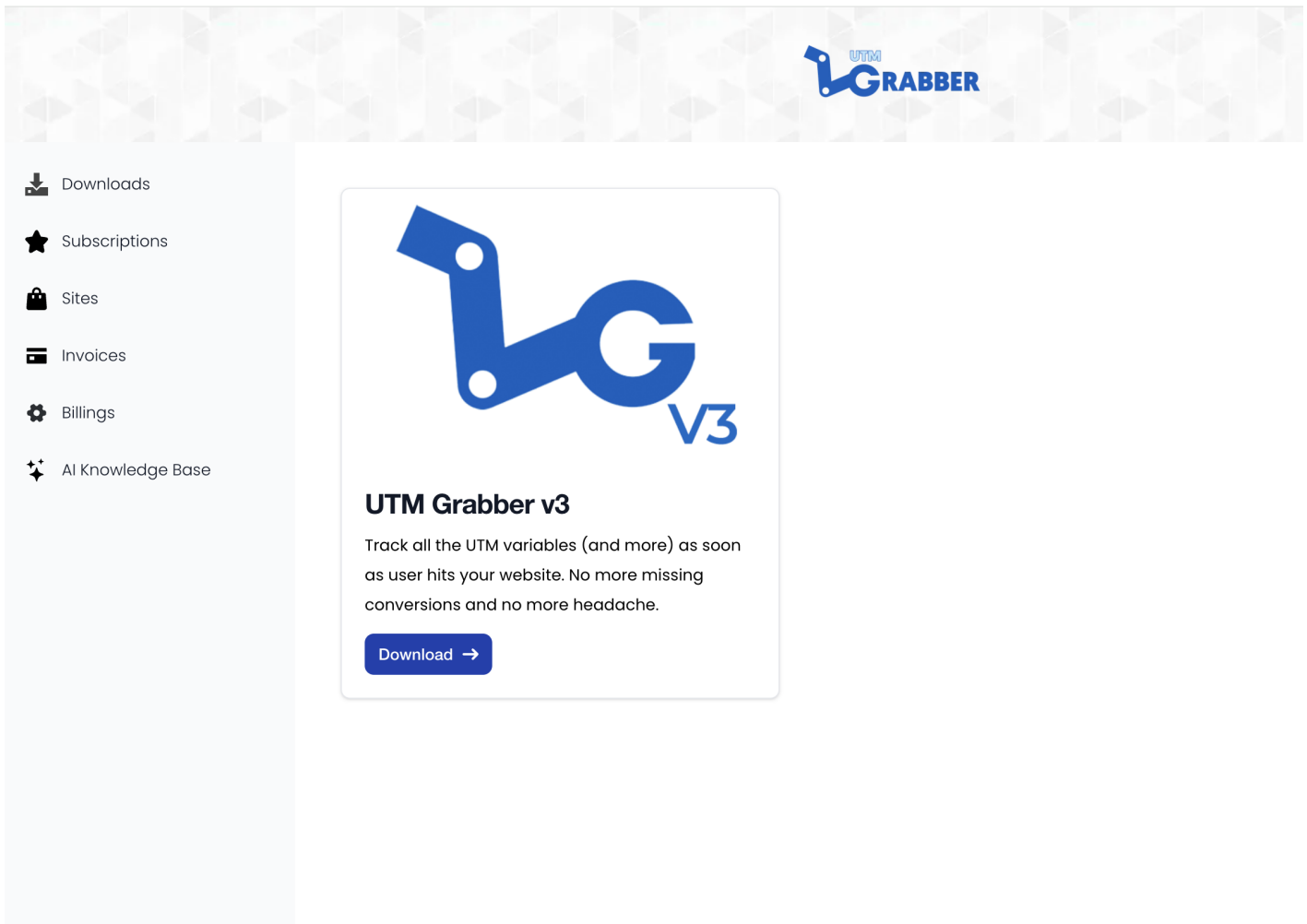
3. Login Your Registered Account



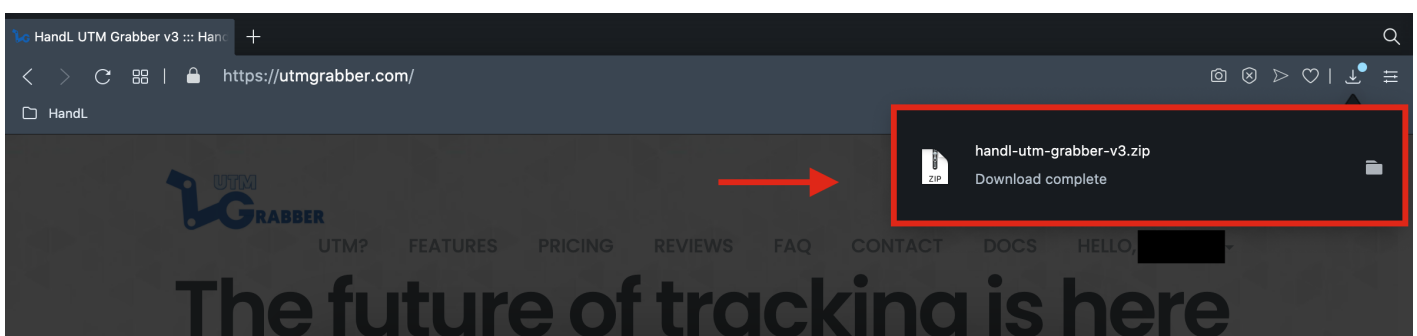
4. Click 'My Account' under your name section



5. Click to the download icon under the 'Download' section



6. Now You Have just Downloaded HandL UTM Grabber/ Tracker V3 zipfile



7. Go back your Wordpress Plugin page and click 'Add New' button

HandL

http://localhost:8888/wordpress/wp-admin/plugins.php?plugin_status=all&paged=1&s

HandL UTM Grabber 0 + New

Howdy, HandL

Screen Options Help

Search installed plugins...

15 items

Plugins

Add New

All (15) | Inactive (15) | Recently Active (3) | Auto-updates Disabled (15)

Bulk actions Apply

| Plugin | Description | Automatic Updates |
|---|---|-------------------|
| <input type="checkbox"/> ActiveCampaign Activate Delete | Allows you to add ActiveCampaign contact forms to any post, page, or sidebar. Also allows you to embed ActiveCampaign site tracking code in your pages. To get started, please activate the plugin and add your API credentials in the plugin settings . Version 8.1.0 By ActiveCampaign Visit plugin site | |
| <input type="checkbox"/> Akismet Anti-Spam Activate Delete | Used by millions, Akismet is quite possibly the best way in the world to protect your blog from spam . It keeps your site protected even while you sleep. To get started: activate the Akismet plugin and then go to your Akismet Settings page to set up your API key. Version 4.1.7 By Automattic Visit plugin site | |
| <input type="checkbox"/> ARForms Form Builder Activate Delete | Most Powerful Form Builder to create wide variety of forms within a minute Version 1.0 By Repute InfoSystems Visit plugin site | |
| <input type="checkbox"/> Caldera Forms Activate Delete | Easy to use, grid based responsive form builder for creating simple to complex forms. Version 1.9.2 By Caldera Forms Visit plugin site | |
| <input type="checkbox"/> Contact Form 7 Activate Delete | Just another contact form plugin. Simple but flexible. Version 5.3.1 By Takayuki Miyoshi Visit plugin site | |
| <input type="checkbox"/> Everest Forms Activate Delete | Drag and Drop contact form builder to easily create simple to complex forms for any purpose. Lightweight, Beautiful design, responsive and more. Version 1.7.2 By WPEverest Visit plugin site | |
| <input type="checkbox"/> Form Maker Activate Delete | This plugin is a modern and advanced tool for easy and fast creating of a WordPress Form. The backend interface is intuitive and user friendly which allows users far from scripting and programming to create WordPress Forms. Version 1.13.47 By 10Web Form Builder Team Visit plugin site | |
| <input type="checkbox"/> Formidable Forms Activate Delete | Quickly and easily create drag-and-drop forms Version 4.09.02 By Strategy11 Visit plugin site | |
| <input type="checkbox"/> Gravity Forms Activate Delete | Easily create web forms and manage form entries within the WordPress admin. Version 2.4.17 By rocketgenius Visit plugin site | |

8. Click the 'Upload Plugin' Button

HandL

http://localhost:8888/wordpress/wp-admin/plugin-install.php

HandL UTM Grabber 0 + New

Howdy, HandL

Help


Add Plugins

Upload Plugin

Featured Popular Recommended Favorites

Keyword Search plugins...

Plugins extend and expand the functionality of WordPress. You may automatically install plugins from the [WordPress Plugin Directory](#) or upload a plugin in .zip format by clicking the button at the top of this page.




Classic Editor

Enables the previous "classic" editor and the old-style Edit Post screen with TinyMCE, Meta Boxes, etc. Supports all plugins that extend the ...

By [WordPress Contributors](#)

★★★★★ (905) Last Updated: 4 months ago
5+ Million Active Installations ✓ Compatible with your version of WordPress

[Install Now](#) [More Details](#)




Akismet Spam Protection

The best anti-spam protection to block spam comments and spam in a contact form. The most trusted antispam solution for WordPress and WooCommerce.

By [Automattic](#)

★★★★★ (910) Last Updated: 6 days ago
5+ Million Active Installations ✓ Compatible with your version of WordPress

[Activate](#) [More Details](#)




Jetpack – WP Security, Backup, Speed, & Growth

The best WP plugin for backup, anti spam, malware scan, CDN, AMP, social, search, contact form, and integrations with Woo, Facebook, Instagram, Google

By [Automattic](#)

★★★★★ (1,568) Last Updated: 3 hours ago
5+ Million Active Installations ✓ Compatible with your version of WordPress

[Install Now](#) [More Details](#)




bbPress

bbPress is forum software for WordPress.

By [The bbPress Contributors](#)

★★★★★ (315) Last Updated: 1 month ago
300,000+ Active Installations ✓ Compatible with your version of WordPress

[Install Now](#) [More Details](#)




Gutenberg

The Gutenberg plugin provides editing, customization, and site building features to WordPress. This beta plugin allows you to test bleeding-edge featu ...

By [Gutenberg Team](#)

★★★★★ (3,257) Last Updated: 7 hours ago
300,000+ Active Installations ✓ Compatible with your version of WordPress

[Install Now](#) [More Details](#)



Health Check & Troubleshooting

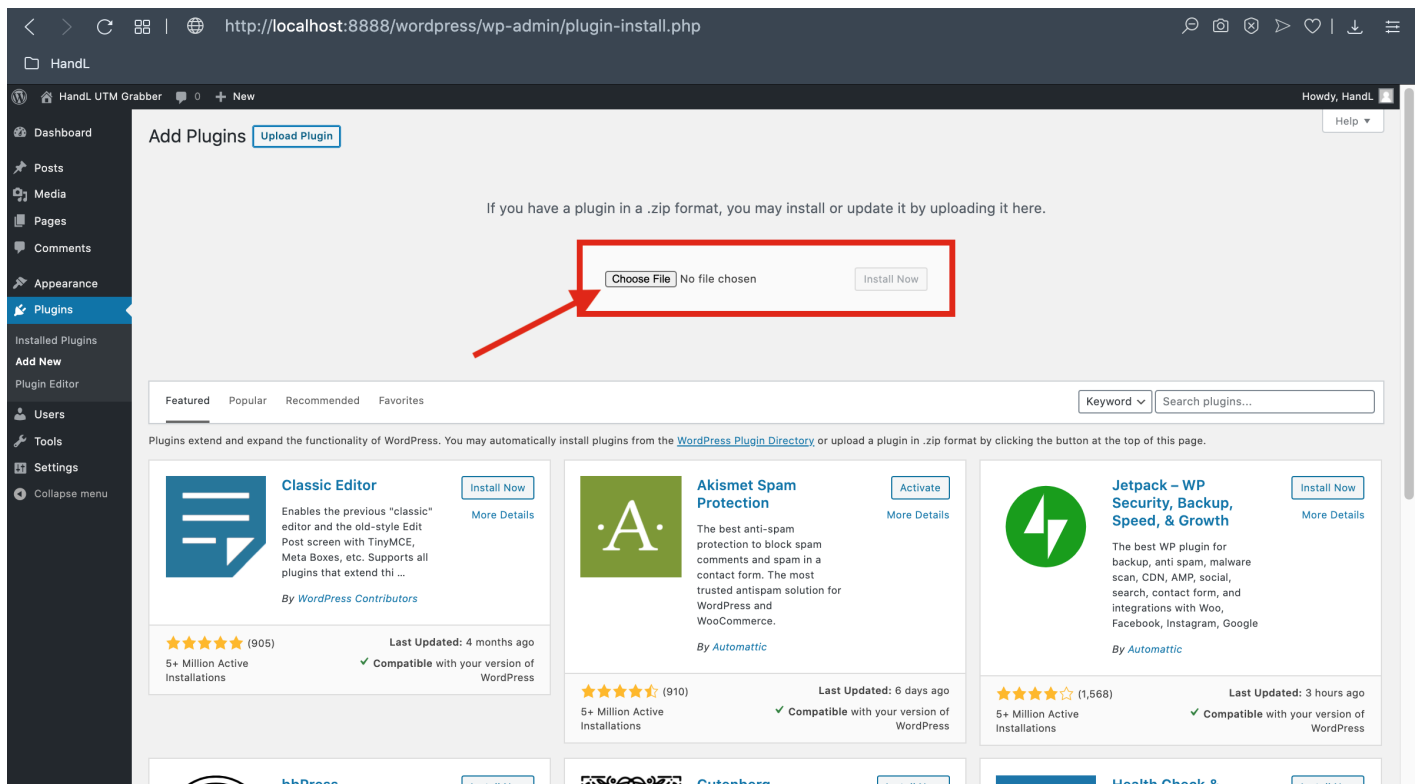
Health Check identifies common problems, and helps you troubleshoot plugin and theme conflicts.

By [The WordPress.org community](#)

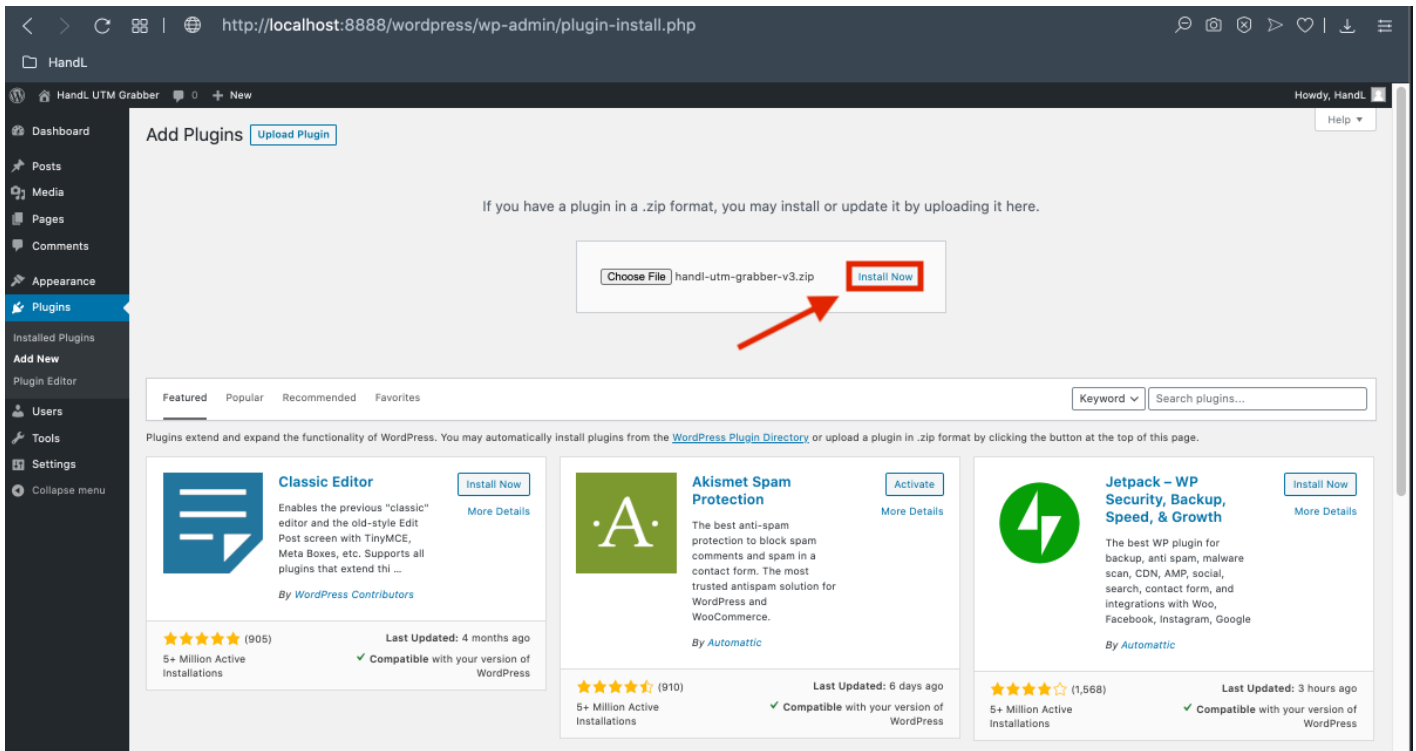
★★★★★ (115) Last Updated: 4 days ago
200,000+ Active Installations ✓ Compatible with your version of WordPress

[Install Now](#) [More Details](#)

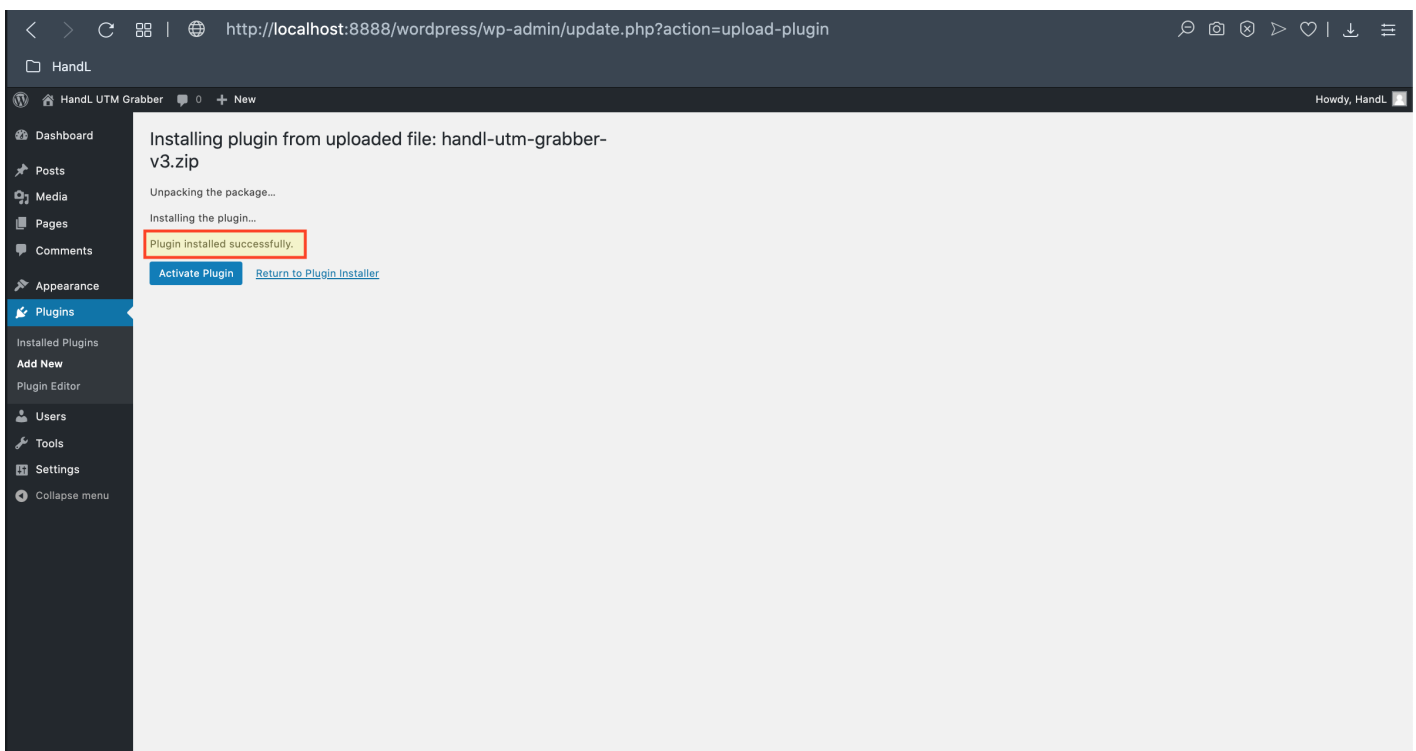
9. Click 'Choose File' Button and Select Your Downloaded ZIP file.



10. Click the 'Install' Button



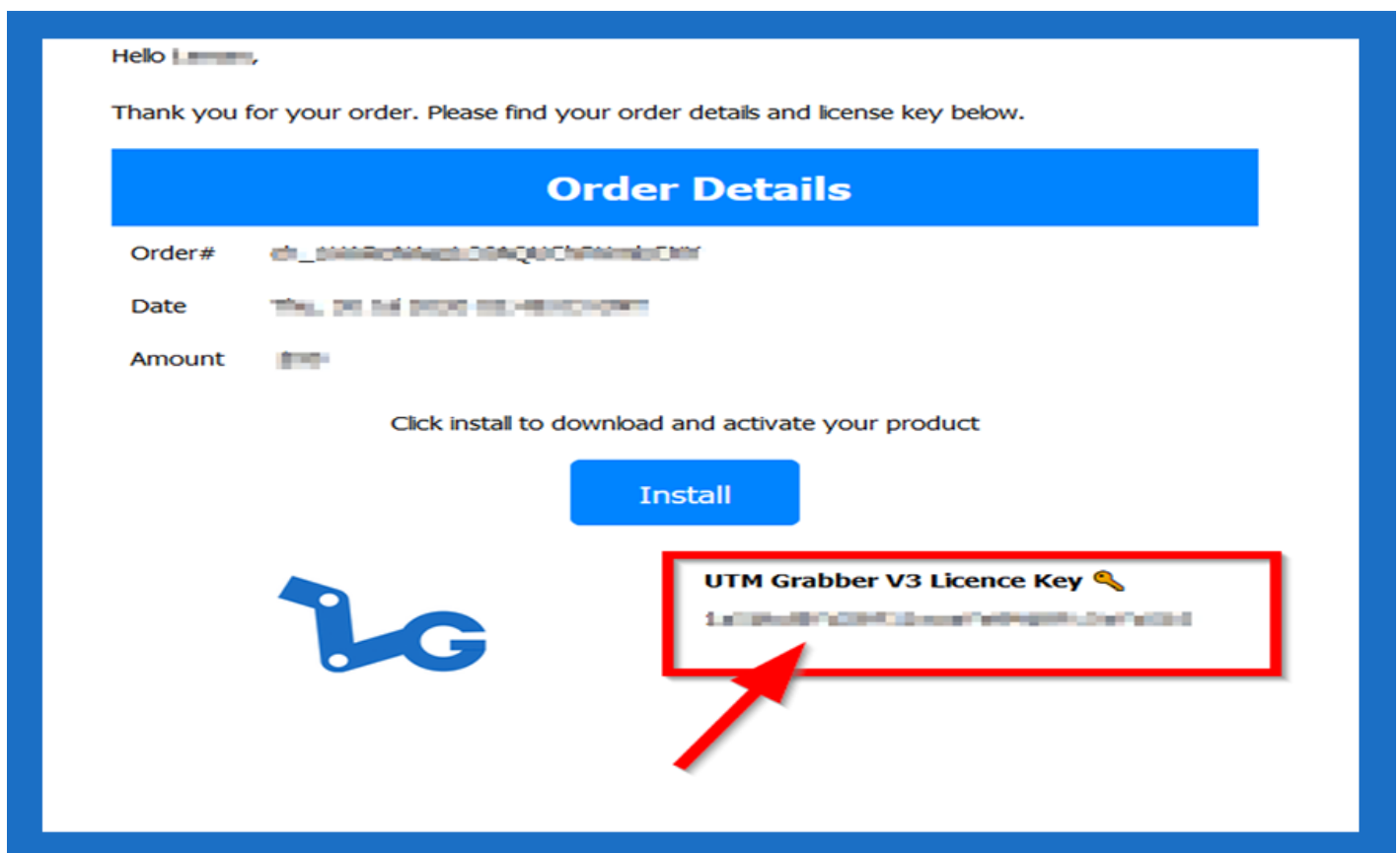
10. Congratulations! The plugin installed successfully



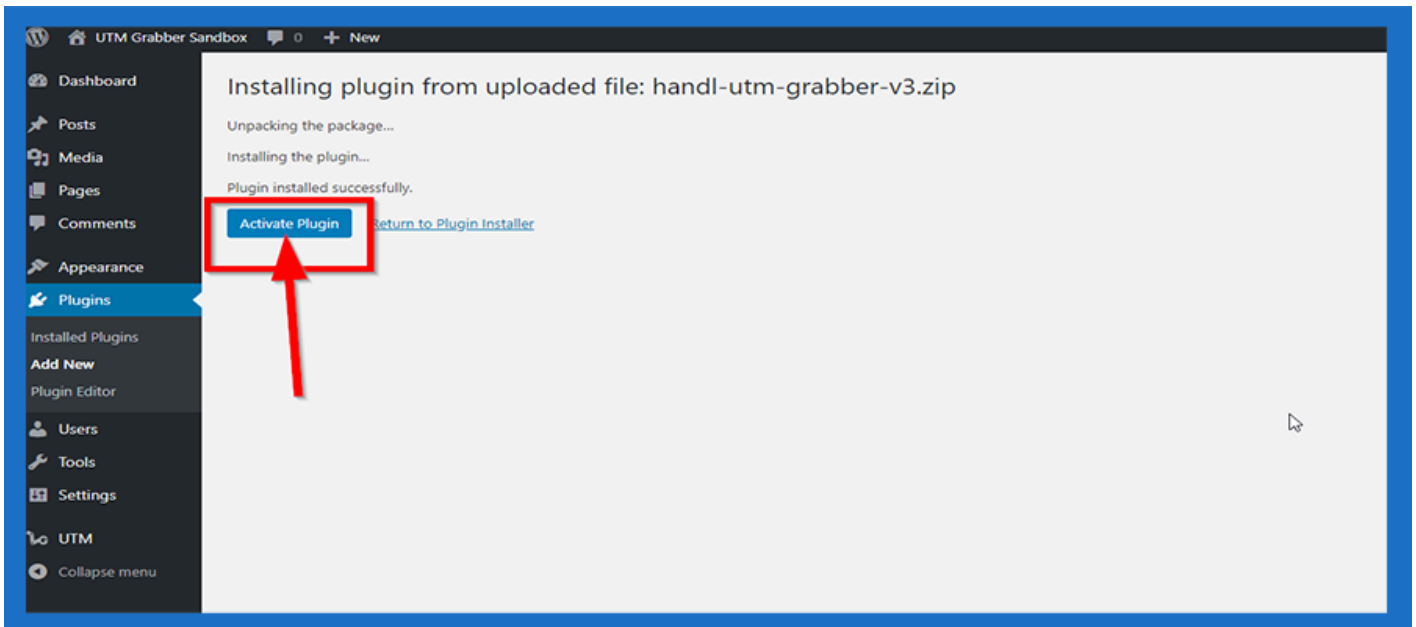
How to Activate HandL UTM Grabber/Tracker V3

How To Install and activate HandL UTM Grabber/Tracker V3 plugin

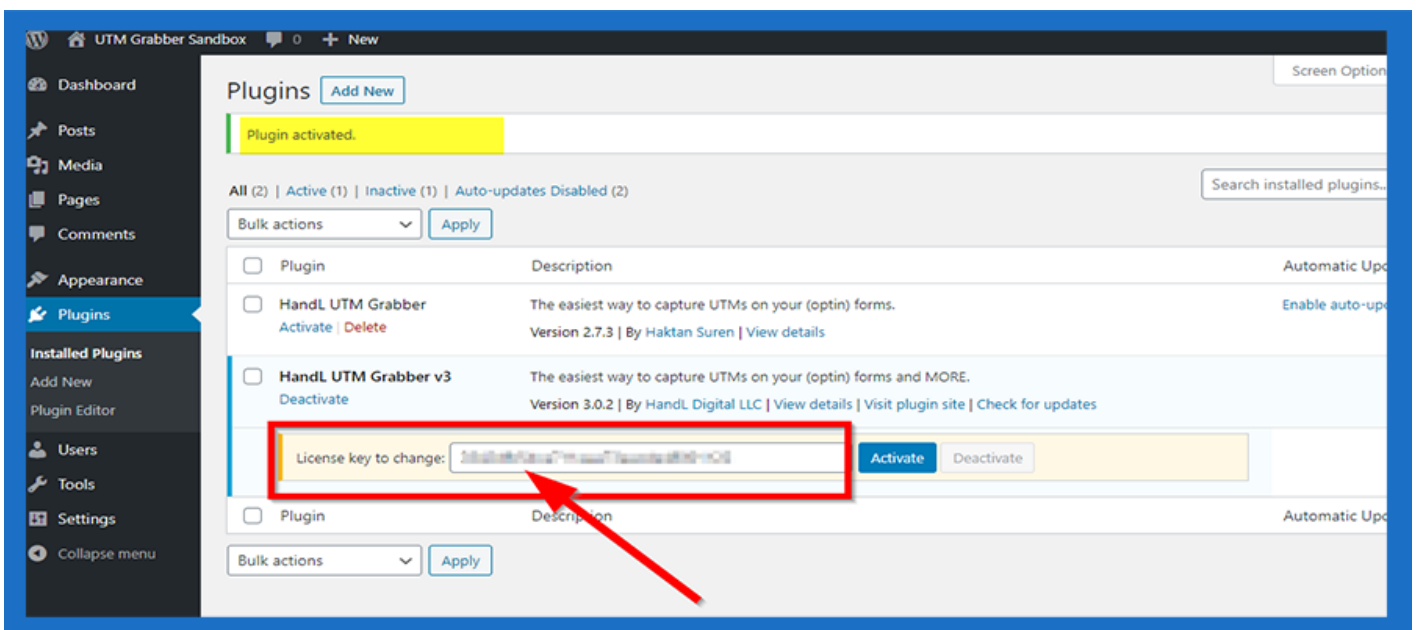
16. Please refer to your email address for the licence key



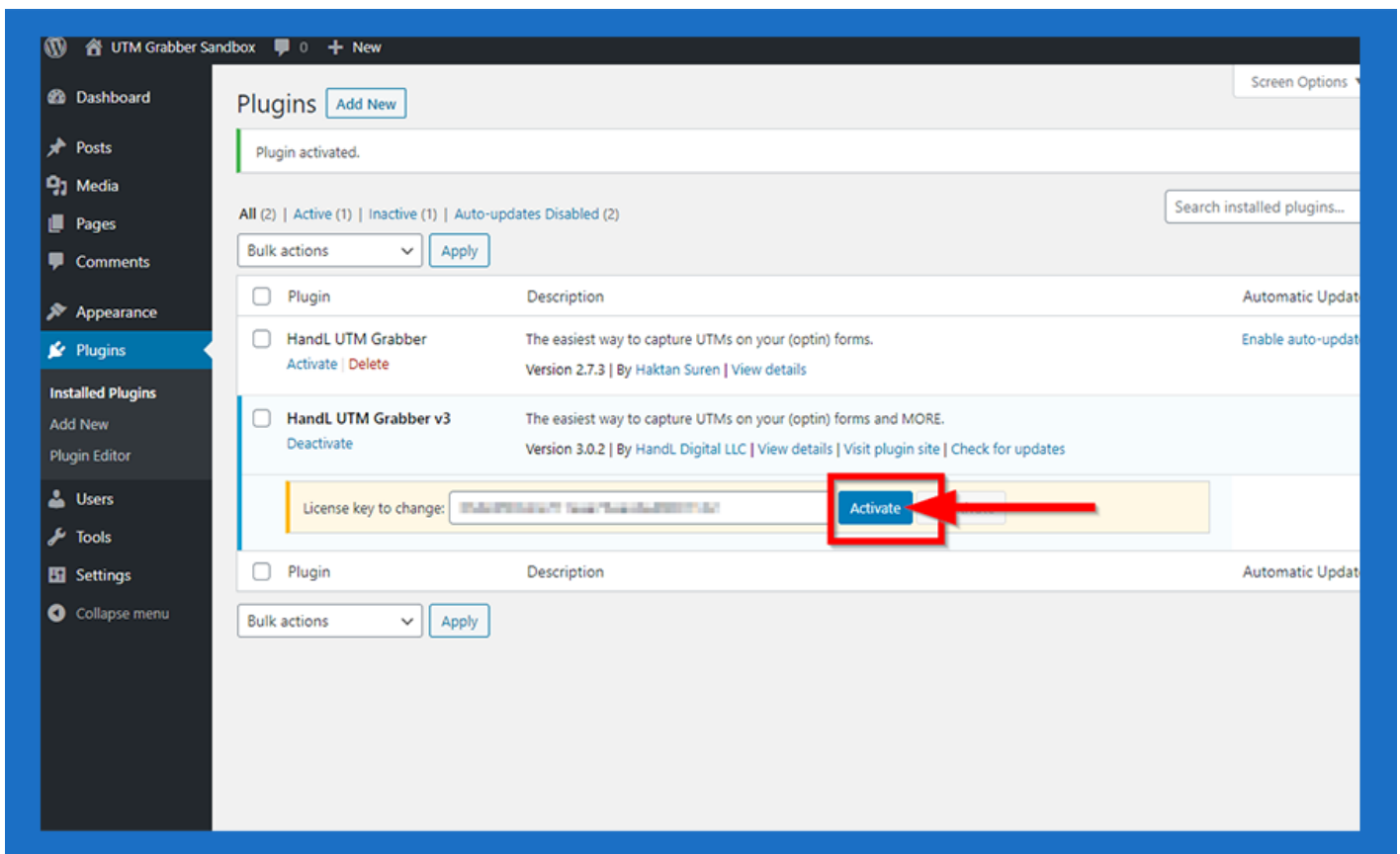
17. Go back Wordpress plugin activate page and Click the 'Activate Plugin' Button



18. Just paste your licence key to the box



19. And then click the 'Activate' Button



20. Congratulations!

