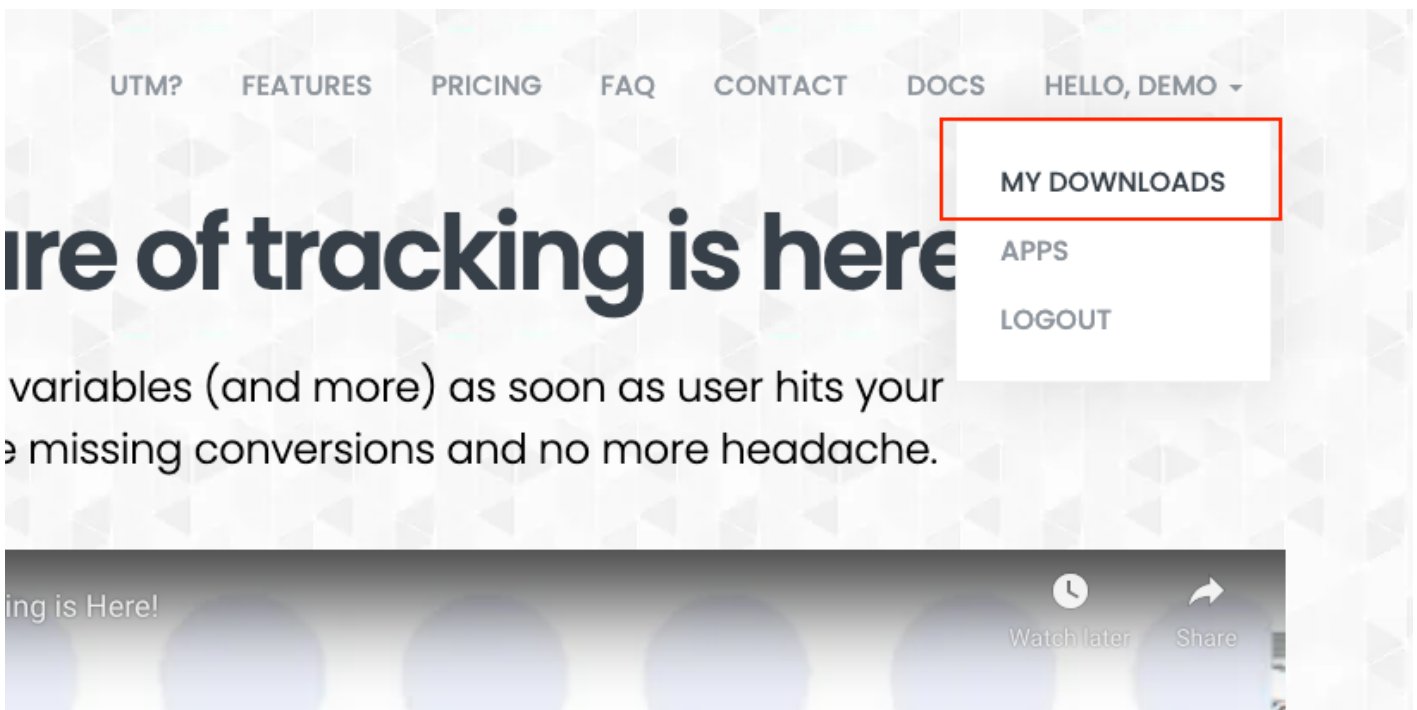


How to upgrade my plan?

Login to your account on utmgrabber.com

Click your name and My Downloads



Select the plan that you are interested in upgrading to

VISA

**** * 9999

Expiry date: 4/2024

Name: Demo


Edit

Plan	Terms	Status	Start	End	License	#	Download	Receipt	Upgrade	Cancel
Single Site	\$149 / year	Active	7/20/2021	7/20/2022		1/1			<div><div>✓ Select Plan</div><div>Starter+</div><div>Premium</div></div>	Cancel

Click above to retrieve your license key

You will get a prorated upgrade fee for your review.







[Edit](#)

**** * 9999

Expiry date: 4/2024

Name: Demo

Plan	Terms	Status	Start	End	License	#	Download	Receipt	Upgrade	Cancel
Single Site	\$149 / year	Active	7/20/2021	7/20/2022		1/1			<div>Starter+ </div>	Cancel

Click  above to retrieve your license key

You are upgrading your plan from Starter to Starter+

Description	Amount
Unused time on HandL UTM Grabber V3 after 18 Oct 2021	- \$112.34
1 x HandL UTM Grabber V3 (at \$199.00 / year)	\$199
Amount Due Now	\$86.66

Your next renewal will be at \$199/year on October, 18 2022

[Cancel](#)[Upgrade](#)

* We'll charge the credit card on file.

Click Upgrade button to finish your upgrade process.

This process is similar for PayPal however, upgrades are not prorated in PayPal, that means your upgraded plan will start in next billing period. If you need your plan upgraded effective immediately, please chat with us.

