

HandL GCLID Reporter

GCLID, short for Google Click Identifier, is a **unique and highly encrypted tracking parameter** that Google uses internally to transfer information between your Google Ads account and your Google Analytics account. As you know, **GCLID is not directly available in Google Ads, so it isn't possible to associate GCLID data with the users/campaign/location in Google Ads.**

HandL UTM Grabber allows tracking GCLID throughout the conversion. With the GCLID collected and GCLID reporter, now you can **create daily report associating every single GCLID to your campaign, ads groups and even to the level of ads creative**. You can also see which location GCLID is associated, and if it is search ads, you can see the exact (or phrase) **keywords** used for corresponding GCLID value. In addition to that, you'll see the **placement, click type (engagement or headline), device, ads network and more**.

See a sample report (It opens in Google Spreadsheet)

HandL UTM Grabber - GCLID tool Example

File Edit View Insert Format Data Tools Add-ons Help

Last edit was 22 minutes ago

100% \$ % _ 123v

Default (Arl... 10

B I A

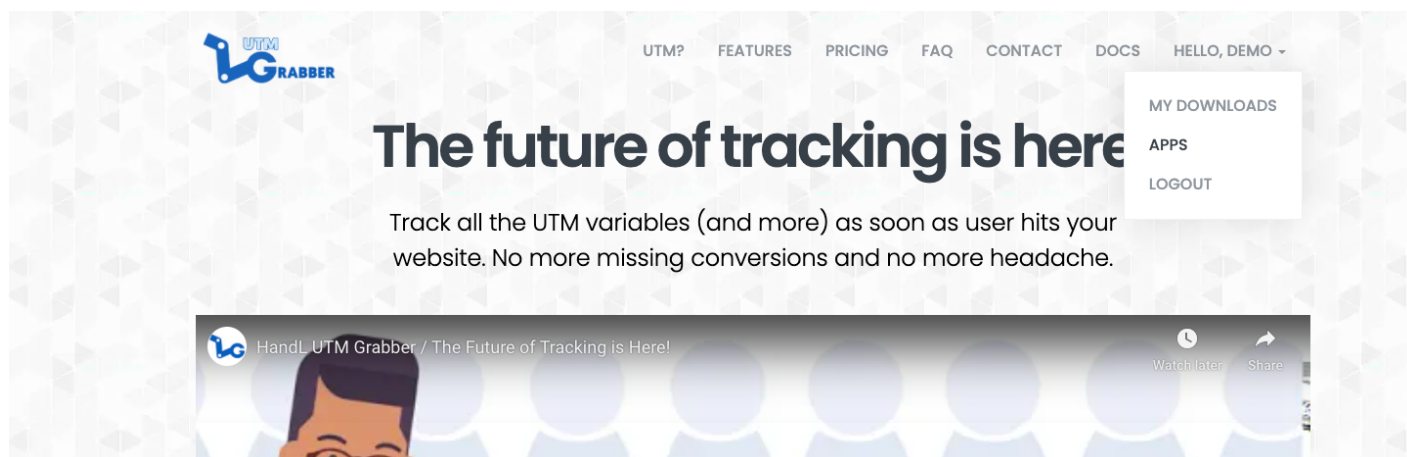
<

Temporarily, this tool is available to ALL paid subscribers completely for FREE. No IFs and BUTs.

How to use it?

Go to Apps section

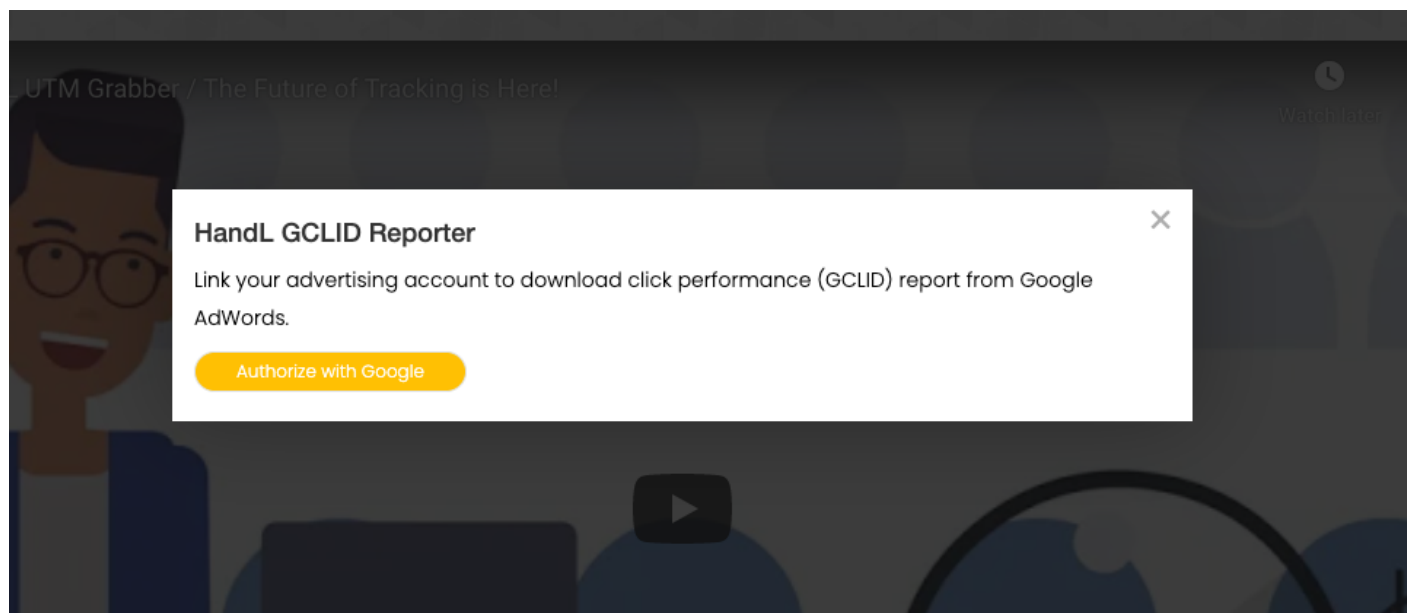
Login to utmgrabber.com and click your name and select **Apps** from the menu.




Authorize with Google

Authorize your Google Ads account with us so we can pull the necessary information needed for you.

We never access any sensitive information in your account. We only save refresh_token and your advertising account ID to generate the report, nothing else. See our [privacy page](#) for more.



You will be taken to Google login website. **Login using your Gmail account that is associated with your Google Ads.**

 Sign in with Google

Sign in

to continue to [HandL UTM Grabber](#)

Email or phone


[Forgot email?](#)

Before using this app, you can review HandL UTM Grabber's [privacy policy](#) and [terms of service](#).

[Create account](#)[Next](#)

English (United States) ▼[Help](#)[Privacy](#)[Terms](#)

You will be taken to a confirmation page like the shown below. Click **Allow**

 Sign in with Google

Confirm your choices

You already gave [HandL UTM Grabber](#) access to:

- Manage your AdWords campaigns

Make sure you trust HandL UTM Grabber

You may be sharing sensitive info with this site or app. Learn about how HandL UTM Grabber will handle your data by reviewing its [terms of service](#) and [privacy policies](#). You can always see or remove access in your [Google Account](#).

[Learn about the risks](#)

[Cancel](#)[Allow](#)

English (United States) ▼

[Help](#)

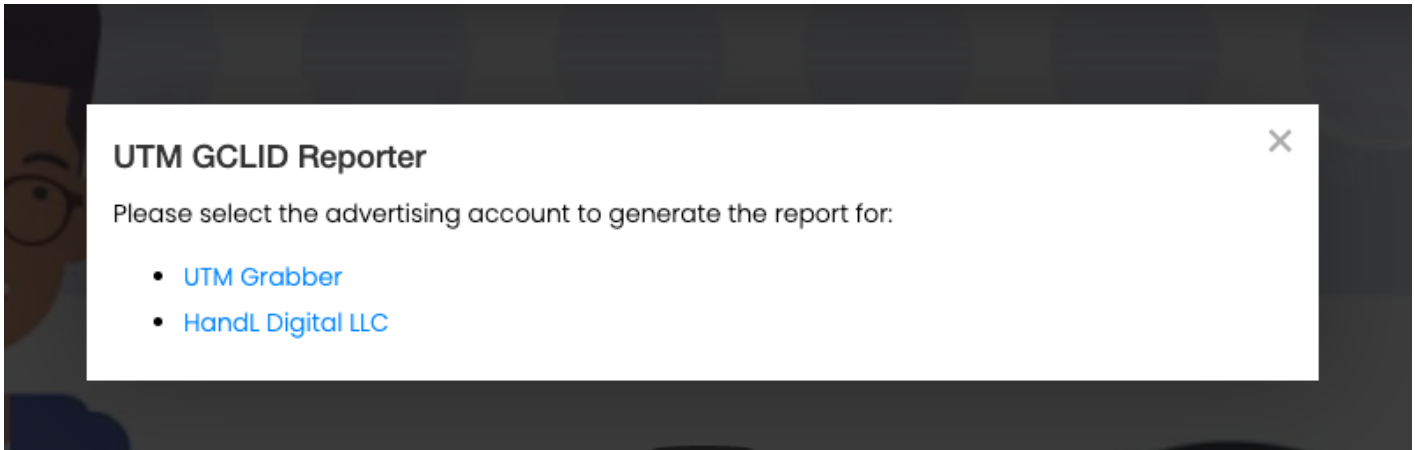
[Privacy](#)

[Terms](#)

And you will be taken back to our website (utmgrabber.com). Go to Apps again.

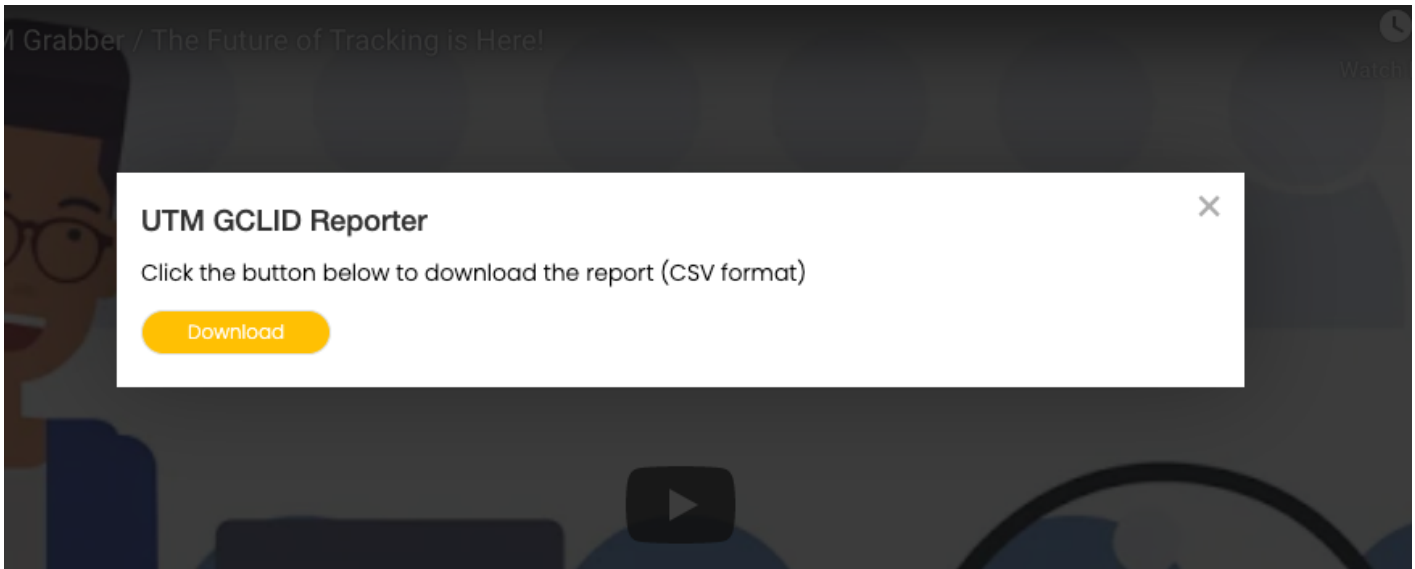
Select Ads account to use

All the ads accounts will be displayed like shown below. Select the one you'd like to use.



Download the report

You can download the report right away. This will only download yesterday's data (for now). Visit us again next day to download the report again daily. **You do not need to go through authorization steps again the next day.**



Any question, help needed? don't hesitate and click the chat bubble at the bottom of the page.