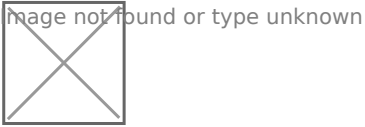
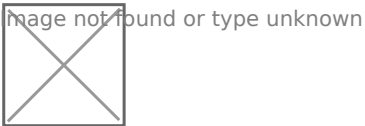


Form Maker Integration

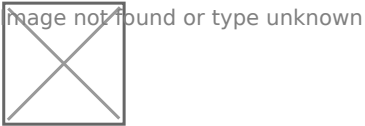
1.Click "Form Maker"



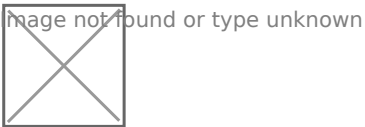
2.Create a new form or use one of the samples to edit



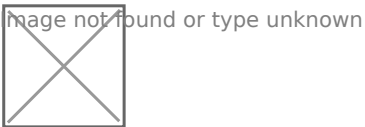
3.Drag the "New Field" button to the form field



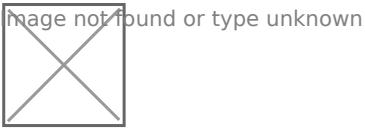
4.Select "Hidden Input" in the "Advanced" section, type the UTM tag to the "Name" field and click "Add"




5.Click "Update"




6.Copy the shortcode of your form




7.Go to "Pages" to add your form




8.Paste the shortcode and update the page




9.Time for the test!



10.Open "Submissions" and select the form



11.You're ready to catch the UTM's now



Revision #2

Created Tue, Sep 22, 2020 2:22 PM

Updated Tue, Sep 22, 2020 2:40 PM