



JotForm UTM tracking via iframe embed


HandL UTM Grabber V3 integrates with JotForm very easily.


After defining the variables in the form similar to the one below picture.





Copy paste the embed code from JotForm to your WordPress


 **QUICK SHARE**
Direct form link and social share.


 **EMBED**
Various webpage embed options.

 **ASSIGN FORM**
Assign your forms to others.

 **EMAIL**
Reminders and instant sharing.


 **PREFILL**
Pre-populate your forms.



 **IFRAME**

Use this code in order to embed your form in an iFrame within your page.

```
<iframe id="JotFormIFrame-231616703502144" title="Clone of NEW EG Mentorship Application (Testing for AI - Please do not use)" onload="window.parent.scrollTo(0,0)" allowtransparency="true" allowfullscreen="true" allow="geolocation; microphone; camera" src="https://form.jotform.com/231616703502144" frameborder="0" style="min-width:100%;max-width:100%;height:539px;border:none;" scrolling="no" > </iframe> <script type="text/javascript"> var ifr = document.getElementById("JotFormIFrame-231616703502144"); if (ifr) { var src = ifr.src; var iframeParams = []; if (window.location.href && window.location.href.indexOf("?") > -1) { iframeParams = iframeParams.concat(window.location.href.substr(window.location.href.indexOf("?") + 1).split("&")); } if (src && src.indexOf("utm_source=") > -1) { iframeParams.push("utm_source=" + src.substr(src.indexOf("utm_source=") + 11, src.length - src.indexOf("utm_source=") - 11)); } if (src && src.indexOf("utm_medium=") > -1) { iframeParams.push("utm_medium=" + src.substr(src.indexOf("utm_medium=") + 11, src.length - src.indexOf("utm_medium=") - 11)); } if (src && src.indexOf("utm_campaign=") > -1) { iframeParams.push("utm_campaign=" + src.substr(src.indexOf("utm_campaign=") + 11, src.length - src.indexOf("utm_campaign=") - 11)); } if (src && src.indexOf("utm_term=") > -1) { iframeParams.push("utm_term=" + src.substr(src.indexOf("utm_term=") + 11, src.length - src.indexOf("utm_term=") - 11)); } if (src && src.indexOf("utm_content=") > -1) { iframeParams.push("utm_content=" + src.substr(src.indexOf("utm_content=") + 11, src.length - src.indexOf("utm_content=") - 11)); } if (iframeParams.length > 0) { src = src + "?" + iframeParams.join("&"); } ifr.src = src; }</script>
```

 **COPY CODE**

It will be something like this: simply copy and paste this into your WordPress editor or page builder.

```
<iframe id="JotFormIFrame-YOURJOTFORMID" title="Form" onload="window.parent.scrollTo(0,0)"
allowtransparency="true" allow="geolocation; microphone; camera; fullscreen"
src="https://form.jotform.com/202977053711051" frameborder="0" style="min-width:100%;max-
width:100%;height:539px;border:none;" scrolling="no" > </iframe> <script
src='https://form.jotform.com/s/umd/latest/for-form-embed-handler.js'></script>
<script>window.jotformEmbedHandler("iframe[id='JotFormIFrame-YOURJOTFORMID'",
"https://form.jotform.com/")</script>
```

After this code, copy and paste the code below. Ensure you replace `YOURJOTFORMID` with your form ID (as shown above).

```
<script>
setTimeout(() => {
  if (typeof(utms_js) == 'object'){    var ifr =
    document.querySelector("iframe[id='JotFormIFrame-YOURJOTFORMID'")
    var iframeParams = [];
    iframeParams.push( jQuery.param(utms_js) )
    var src = ifr.src;
    ifr.src = src + "?" + iframeParams.join('&');
  }
}, "500");
</script>
```

Revision #3

Created Tue, Jun 13, 2023 8:11 PM by [Leman](#)

Updated Mon, Apr 15, 2024 2:19 PM by [Leman](#)